



The Gift of Easter

We hope you enjoy these colour in puppets to help you tell the 'Story of Easter'.

Simply print the pages out onto white card, colour in the characters, cut them out, and stick wooden lollipop sticks to the back using double sided tape.

Materials List




Scissors



Lollipop sticks

Colouring Equipment



Double sided tape or glue



White Card

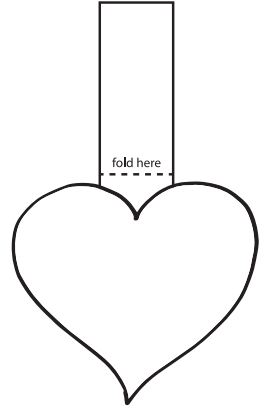


Jesus

Crown of Thorns

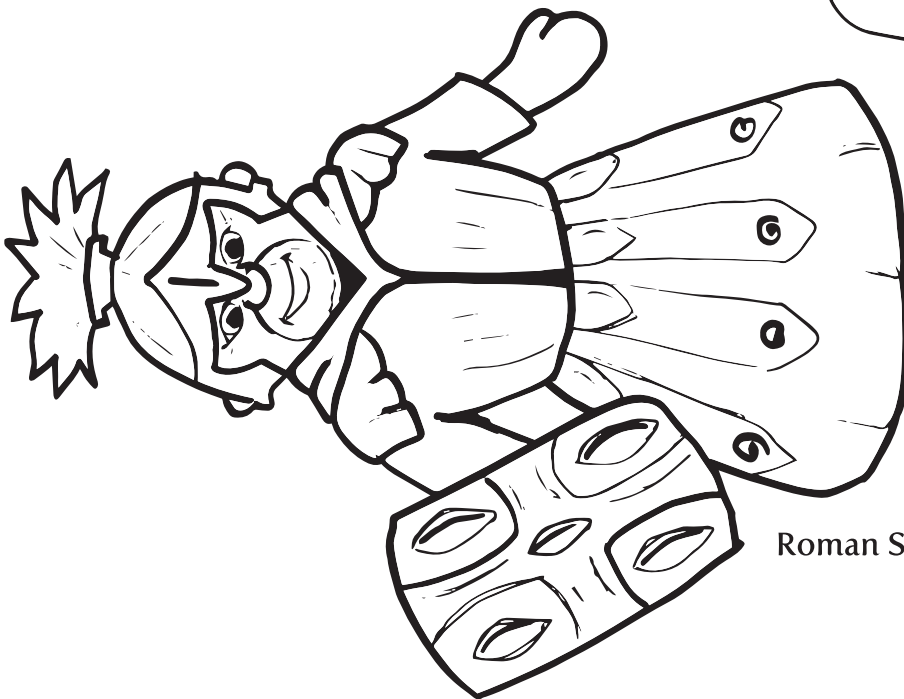
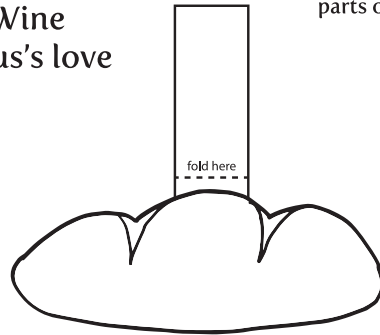


Fold along the dotted lines and place on Jesus puppets head




Bread, Wine and Jesus's love


Fold along the dotted lines and attach over Jesus's hand during the relevant parts of the story



Roman Soldier



The Cross



An Angel



Angry Crowd




Happy Crowd



Hanson Creatives Limited

sarah.hanson@hansoncreatives.com

Copyright Hanson Creatives Limited ©2023



Rock in front of the tomb

Fold along the dotted line and the rock can stand up on a table