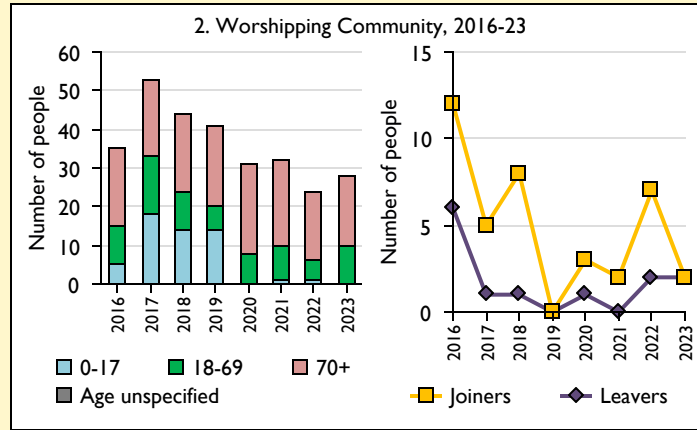
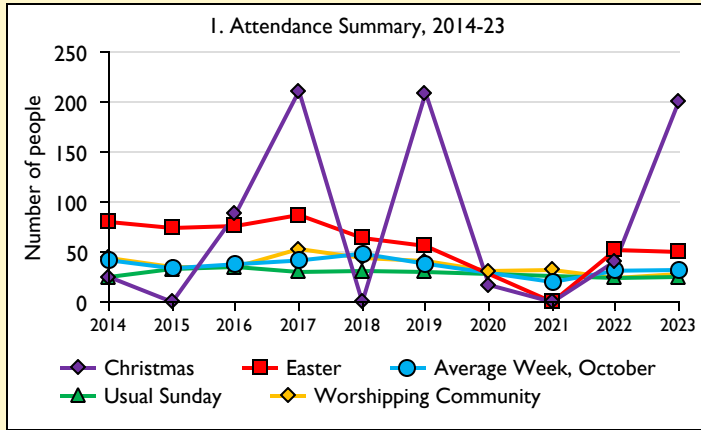


SfM Dashboard for the Parish of Great Doddington: St Nicholas in the deanery of WELLINGBOROUGH



Parish Census and deprivation summary

Parish population (2021): 3055

	Parish	Diocese	National
% aged 0-19	23%	24%	23%
% aged 20-44	29%	32%	33%
% aged 45-69	35%	31%	31%
% aged 70 & over	13%	13%	14%
% Christian	50%	49%	46%
% non-Christian religion	6%	7%	11%

Parish deprivation rank (IMD 2019): 6871

(1=most deprived parish in the Church of England, 12,239=least deprived)

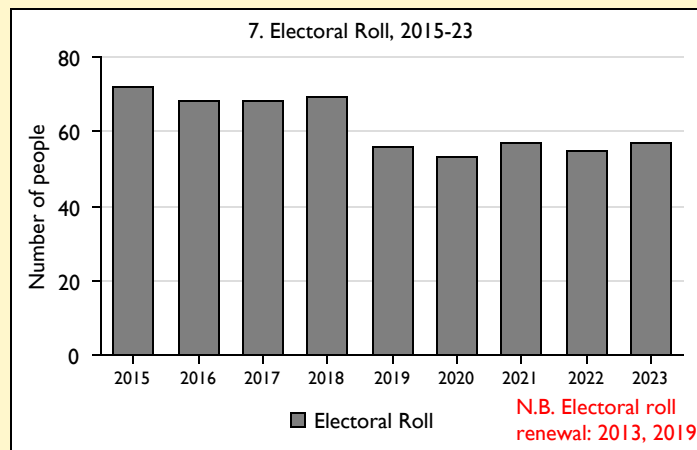
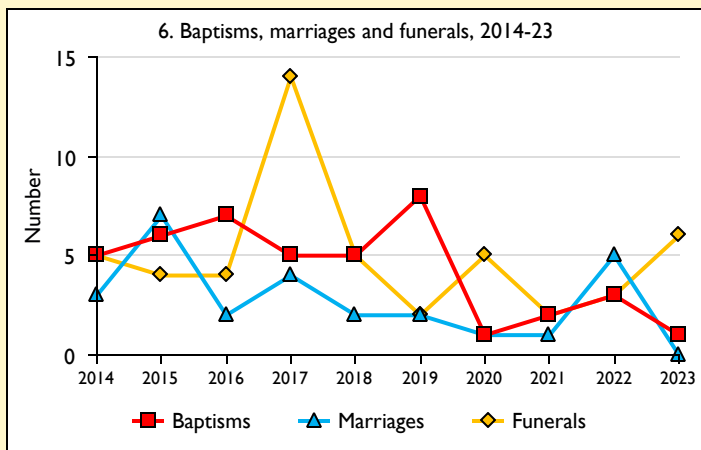
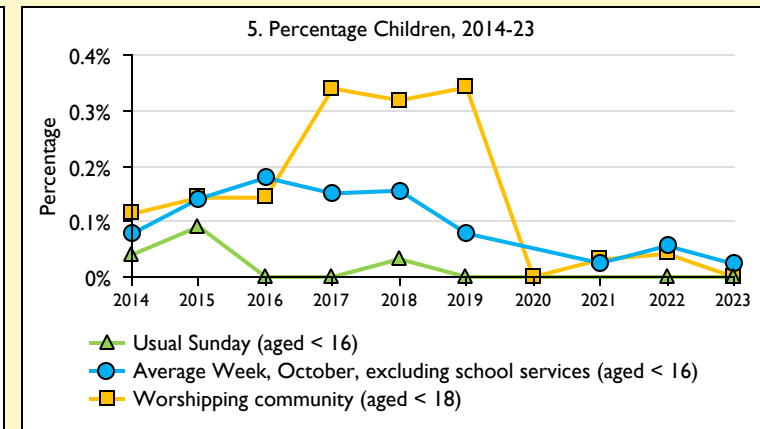
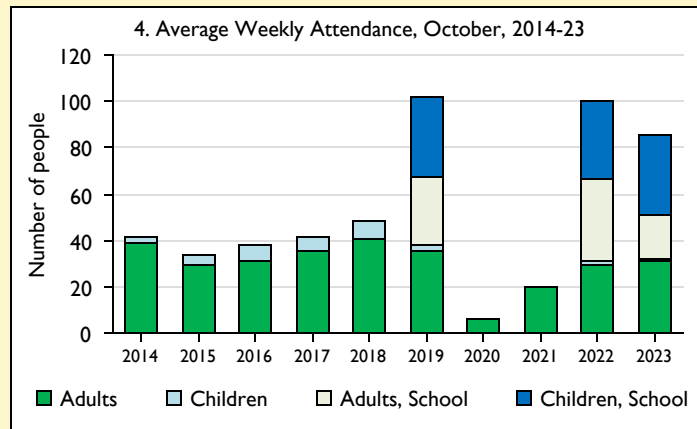
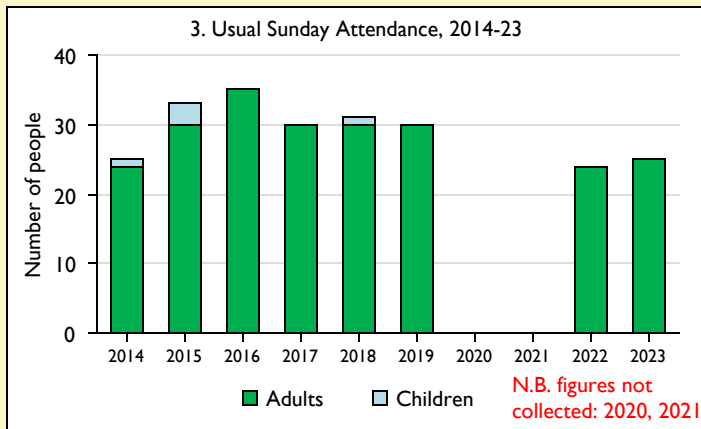
For more detailed census & deprivation info: see <http://arcg.is/1RaS4CS>

<https://www.churchofengland.org/researchandstats> and

<http://www2.cuf.org.uk/poverty-england/poverty-map>

Number of churches in parish (2023): 1

Parish Code: 280160



This dashboard contains figures as submitted by churches currently in the parish

Attendance statistics: taken from annual Statistics for Mission returns.

Average weekly attendance: attendance at Sunday and midweek church services & fresh expressions in October; Figs 1 & 5 do not include attendance at services for schools.

Easter: Easter Eve & Easter Day; Christmas: Christmas Eve & Christmas Day.

Baptisms: all baptisms & thanksgivings.

Marriages: marriages and services of prayer & dedication after civil marriages.

Funerals: those held in church & at crematoria/cemeteries.

Because of pandemic-related church closures, Easter figures were not collected in 2020.

Census data: taken from the 2021 national Census.

Deprivation statistics: IMD taken from the English Indices of Deprivation, published by the Ministry of Housing, Communities & Local Government, Sept 2019.

The above statistics have been mapped onto parish boundaries so are approximations.

For more information, see: <https://www.churchofengland.org/researchandstats>

Variations in attendance from year to year may be the result of changes in the number of churches that submitted returns, or changes in parish/benefice structure.

Number of churches included in returns: 2014 1; 2015 1; 2016 1; 2017 1; 2018 1; 2019 1; 2020 1; 2021 1; 2022 1; 2023 1.

Produced by Data Services, Church House, Great Smith Street, London SW1P 3AZ. Date of production: 15/11/2024.

Every effort has been made to ensure that data are reliable. We would be pleased to be notified of any significant errors or omissions by email to statistics.unit@churchofengland.org



Follow us on Twitter:

@cofestats

